



US00D669430S

(12) **United States Design Patent**
Budike

(10) **Patent No.:** **US D669,430 S**

(45) **Date of Patent:** **** Oct. 23, 2012**

(54) **CHARGING STATION**

(76) Inventor: **Lothar Budike**, Vilanova, PA (US)

(**) Term: **14 Years**

(21) Appl. No.: **29/410,564**

(22) Filed: **Jan. 9, 2012**

(51) **LOC (9) Cl.** **13-02**

(52) **U.S. Cl.** **D13/108**

(58) **Field of Classification Search** D13/107-110,
D13/118-119, 184; D14/251, 253, 432,
D14/434; 320/107-115

See application file for complete search history.

(56) **References Cited**

U.S. PATENT DOCUMENTS

D520,014 S *	5/2006	Harris et al.	D14/434
D532,366 S *	11/2006	Koizumi	D13/108
D579,408 S *	10/2008	Benyameen	D13/107
D609,637 S *	2/2010	Chu et al.	D13/108
D623,132 S *	9/2010	Yano	D13/108
D636,395 S *	4/2011	Anderson et al.	D14/434
D642,122 S *	7/2011	Budike, Jr.	D13/108

D642,124 S *	7/2011	Budike, Jr.	D13/108
D642,521 S *	8/2011	Markowitz	D13/108
D642,522 S *	8/2011	Budike, Jr.	D13/108
D647,881 S *	11/2011	Warner	D14/217
D650,329 S *	12/2011	Budike, Jr.	D13/108
2012/0098493 A1*	4/2012	Budike	320/111

* cited by examiner

Primary Examiner — Rosemary K Tarcza

(74) *Attorney, Agent, or Firm* — Jeffrey Furr, Esq.; Furr Law Firm

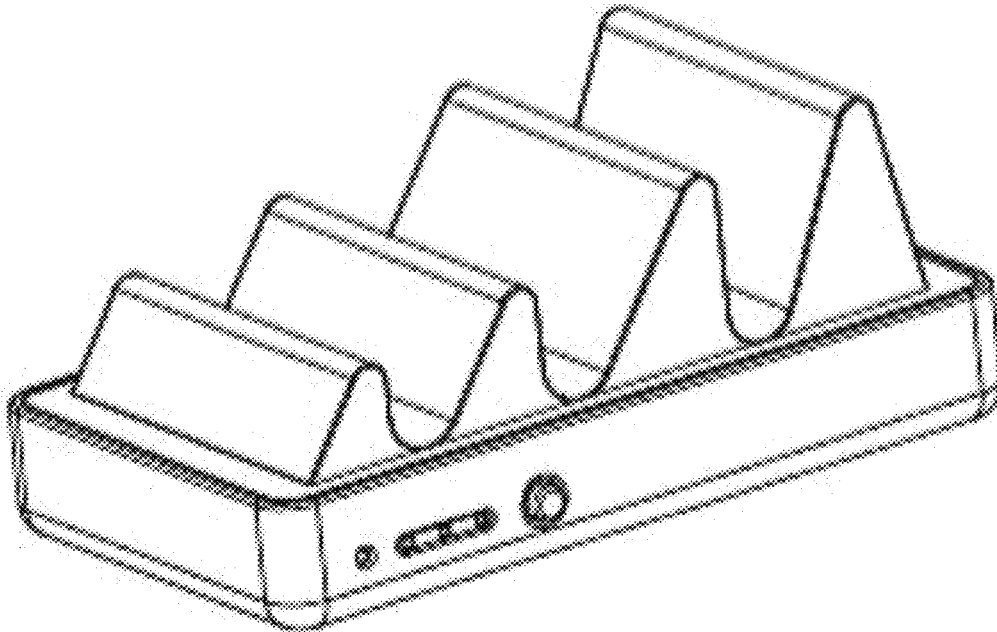
(57) **CLAIM**

The ornamental design for a charging station, as shown.

DESCRIPTION

FIG. 1 is a front side perspective view of the charging station showing my new design;
 FIG. 2 is a right side view thereof;
 FIG. 3 is a left side view thereof;
 FIG. 4 is a top view thereof;
 FIG. 5 is a bottom view thereof;
 FIG. 6 is a back view thereof; and,
 FIG. 7 is a front view thereof.

1 Claim, 4 Drawing Sheets



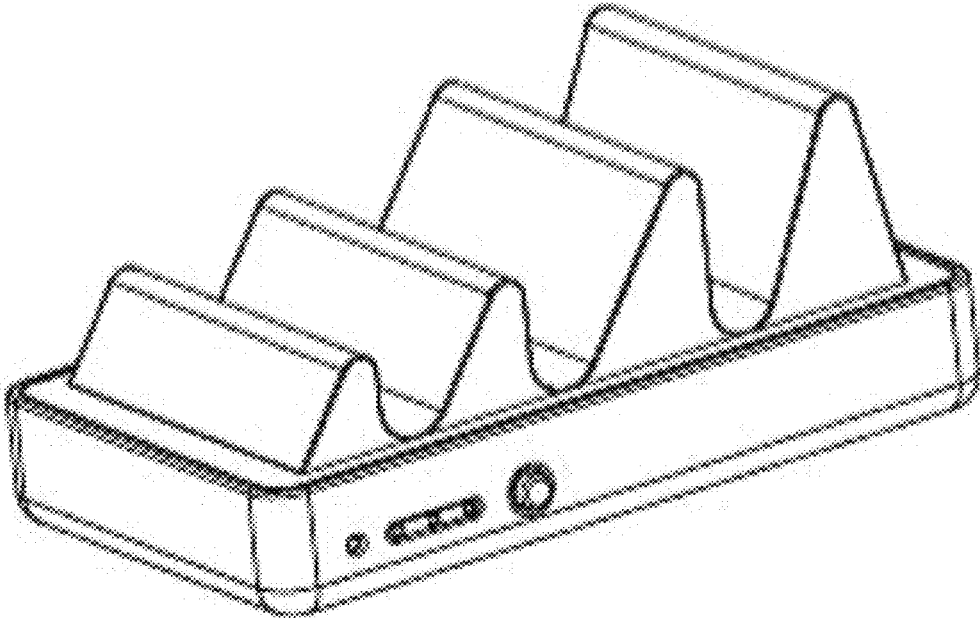


Figure 1

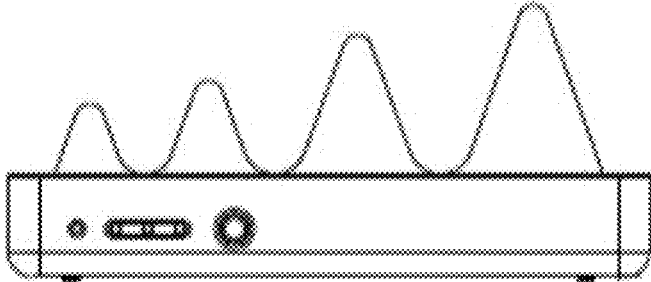


Figure 2

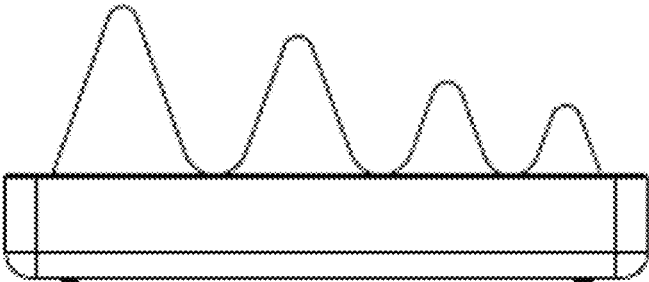


Figure 3

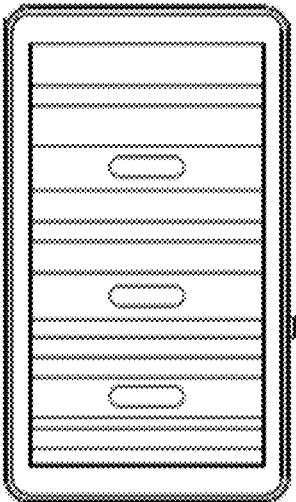


Figure 4




Figure 5

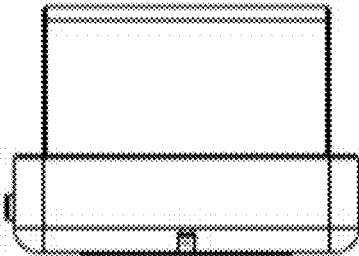


Figure 6




Figure 7